

# M-WATCH®

Swiss  Watch

 Swiss Made



wasserdicht geprüft  
Étanchéité testée  
Impermeabilità controllata  
water resistant tested

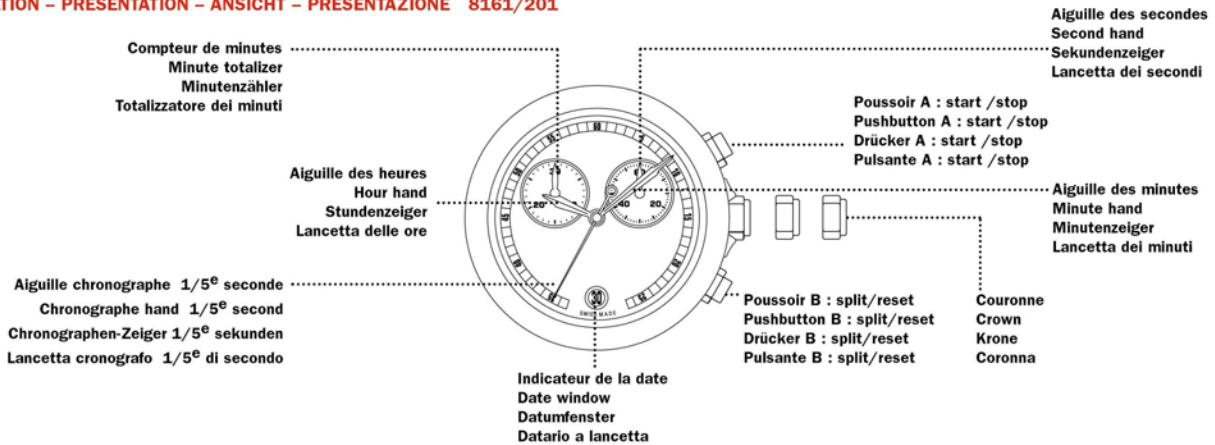


Mondaine International  
Service Organisation



Leere Batterien der Verkaufsstelle zurückgeben  
Merci de retourner les piles usagées au point de vente  
Riconsegnate le pile scariche al punto vendita  
Please return flat batteries to the place of purchase

**PRÉSENTATION - PRESENTATION - ANSICHT - PRESENTAZIONE 8161/201**

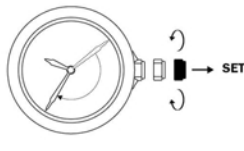


**CORRECTION DE L'HEURE ET MINUTE**

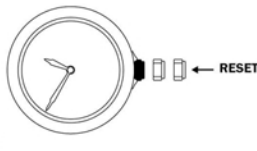
**TO CORRECT THE TIME AND MINUTE**

**KORREKTUR DER ZEITANZEIGE UND MINUTEN**

**CORREZIONE DELL'ORA E MINUTI**



1.1



1.2

**CORRECTION DE LA DATE**  
**ATTENTION: LA CORRECTION DE LA DATE NE PEUT PAS SE FAIRE ENTRE 21H00 ET 0H30.**

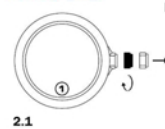
**SETTING THE DATE**  
**CAUTION: NEVER CORRECT DATE BETWEEN 9 PM AND 0.30 AM.**

**EINSTELLEN DES DATUMS**  
**ACHTUNG: DATUM NICHT ZWISCHEN 21 UHR UND 0 UHR 30 EINSTELLEN.**

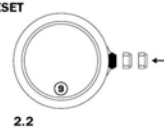
**CORREZIONE DELLA DATA**  
**ATTENZIONE: IL CAMBIO DI DATA NON È POSSIBILE DALLE ORE 21 ALLE ORE 0.30.**

**8161/201**

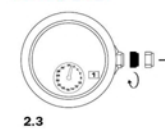
**8161/202**



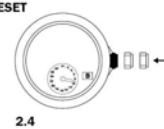
2.1



2.2



2.3



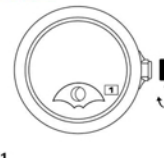
2.4

**VERSION 8161/204**

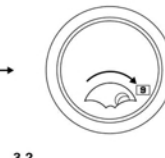


**CORRECTION DE LA PHASE DE LUNE - TO CORRECT THE MOONPHASE**  
**KORREKTUR DER MONDPHASE - CORREZIONE DELLA FASE DI LUNA**

RÉGLER LA DATE D'APRÈS LA DERNIÈRE PLEINE LUNE. ENSUITE, ADAPTER COMME ÉTAPE 2.1 ET 2.2  
SET THE DATE ACCORDING TO THE LAST FULL MOON. AFTERWARDS ADAPT LIKE STEP 2.1 AND 2.2  
EINSTELLUNG DES DATUMS VOM LETZTEM VOLLMOND. DANACH, ANPASSEN WIE PUNKT 2.1 UND 2.2  
REGOLARE LA DATA SECONDO L'ULTIMA LUNA PIENA. IN SEGUITO ADATTARE SECONDO I PUNTI 2.1 E 2.2



3.1

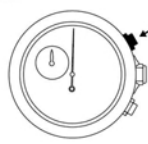


3.2

**MESURE DE TEMPS CUMULÉS - MEASURING CUMULATIVE TIMES - MESSUNG DER KUMULIERTEN ZEIT - MISURAZIONE DEI TEMPI CUMULATI**

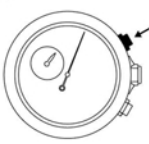
APRÈS 5 1/2 HEURES DE MARCHÉ, LE CHRONO S'ARRÊTE ET SE REMET À ZÉRO AUTOMATIQUÉMENT AFIN D'ÉCONOMISER LA PILE.  
NACH 5 1/2 LAUFSTUNDEN STOPPT DER CHRONO UND GEHT AUTOMATISCH AUF DIE NULLSTELLUNG ZURÜCK, UM DIE BATTERIESTROM ZU SPAREN.  
AFTER 5 1/2 HOURS OF CONTINUOUS RUNNING, THE CHRONO STOPS AND RESETS AUTOMATICALLY TO SAVE THE BATTERY.  
DOPO 5 ORE E MEZZO DI FUNZIONAMENTO IL CRONOGRAFO SI FERMA E TORNA A ZERO IN MODO DI RISPARMIARE LA BATTERIA.

**START**



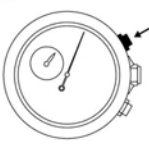
4.1

**STOP**



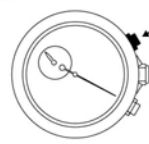
4.2

**START**



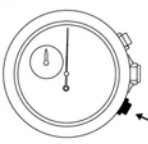
4.3

**STOP**



4.4

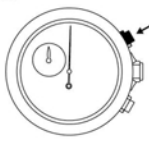
**RESET**



4.5

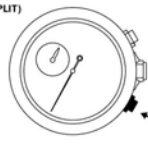
**MESURE DE TEMPS INTERMÉDIAIRE - MEASURING SPLIT TIMES - MESSUNG DER ZWISCHEN ZEIT - MISURAZIONE DEI TEMPI INTERMEDIARI**

**START**



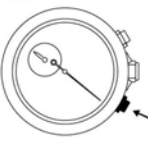
5.1

**STOP (SPLIT)**



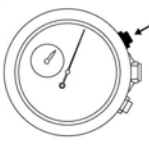
5.2

**RESTART**



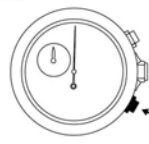
5.3

**STOP**



5.4

**RESET**



5.5

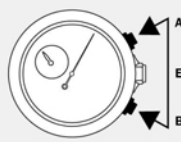
**SEULEMENT APRÈS CHANGEMENT DE LA PILE OU MAUVAISE MANIPULATION - AFTER BATTERY EXCHANGE OR MISHANDLING ONLY**  
**NUR NACH BATTERIEWECHSEL ODER UNKORREKTER HANDHABUNG - SOLAMENTE DOPO CAMBIO DELLA PILA O UTILIZZAZIONE ERRATA**

**INITIALISATION CHRONOGRAPE, MINUTE ET SECONDE CHRONOGRAPE**

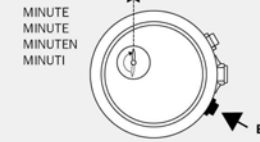
**TO RESET CHRONOGRAPH, MINUTE AND SECOND CHRONOGRAPH**

**INITIALISIEREN DES CHRONOGRAH, MINUTEN UND SEKUNDEN, CHRONOGRAH**

**INIZIALIZIONE DEI CRONOGRAFO, MINUTI SECONDI CRONOGRAFO**



6.1



6.2



6.3

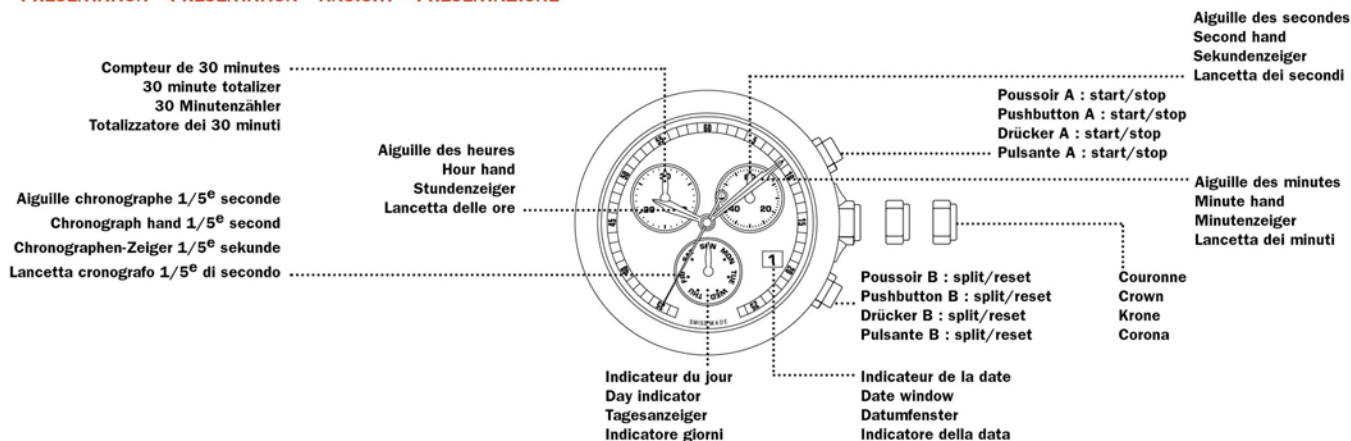


6.4

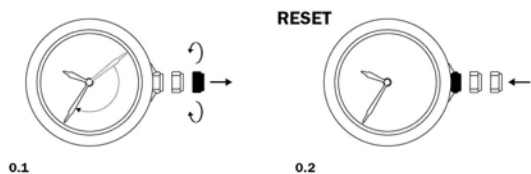
PILE - BATTERY - BATTERIE - PILA  
Typ. 399 - SR 927 W

DURÉE DE VIE DE PILE: SANS CHRONO =46 MOIS AVEC CHRONO 1H/J =36 MOIS  
SERVICE LIFE BATTERY: WITHOUT CHRONO =46 MONTHS WITH CHRONO 1H/D =36 MONTHS  
BATTERIELEBENSDAUER: OHNE CHRONO =46 MONATEN MIT CHRONO 1STD/T =36 MONATEN  
AUTONOMIA DELLA PILA: SENZA CRONO =46 MESI CON CRONO 1 ORA/G =36 MESI

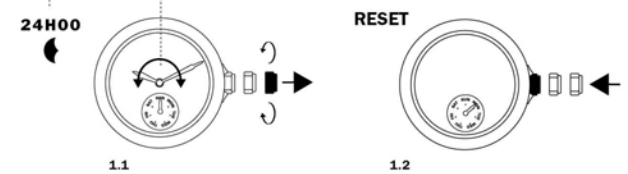
**PRESENTATION - PRESENTATION - ANSICHT - PRESENTAZIONE**



**REGLAGE DE L'HEURE - SETTING THE TIME - EINSTELLEN DER ZEITANZEIGE - CORREZIONE DELL'ORA ET MINUTE**



**CORRECTION DU JOUR - TO CORRECT THE DAY - KORREKTUR DES TAGES - CORREZIONE DEL GIORNO**

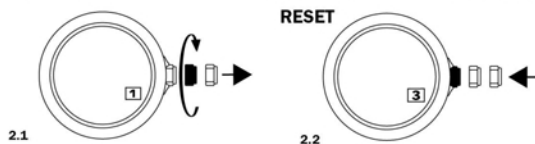


**CORRECTION DE LA DATE**  
ATTENTION: LA CORRECTION DE LA DATE NE PEUT PAS SE FAIRE ENTRE 21H00 ET 03H30.

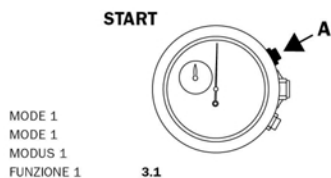
**SETTING THE DATE**  
CAUTION: NEVER CORRECT DATE BETWEEN 9 PM AND 0.30 AM.

**EINSTELLEN DES DATUMS**  
ACHTUNG: DATUM NICHT ZWISCHEN 21 UHR UND 0 UHR 30 EINSTELLEN.

**CORREZIONE DELLA DATA**  
ATTENZIONE: IL CAMBIO DI DATA NON È POSSIBILE DALLE ORE 21 ALLE ORE 0.30.



**CHRONOGAPHE - CHRONOGRAPH - CHRONOGRAPH - CRONOGRIFO**

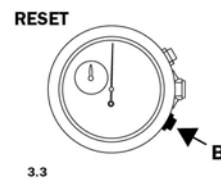
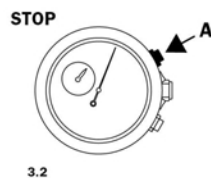


APRÈS 5 1/2 HEURES DE MARCHÉ, LE CHRONO S'ARRÊTE ET SE REMET À ZÉRO AUTOMATIQUÉMENT AFIN D'ÉCONOMISER LA PILE.

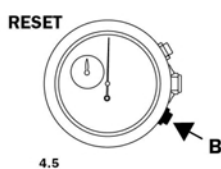
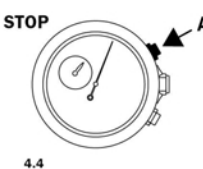
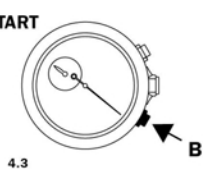
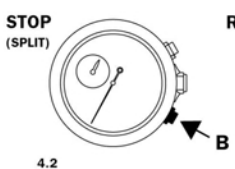
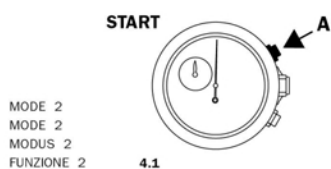
NACH 5 1/2 LAUFSTUNDEN STOPPT DER CHRONO UND GEHT AUTOMATISCH AUF DIE NULLSTELLUNG ZURÜCK, UM DIE BATTERIESTROM ZU SPAREN.

AFTER 5 1/2 HOURS OF CONTINUOUS RUNNING, THE CHRONO STOPS AND RESETS AUTOMATICALLY TO SAVE THE BATTERY.

DOPO 5 ORE E MEZZO DI FUNZIONAMENTO IL CRONOGRIFO SI FERMA E TORNA A ZERO IN MODO DI RISPARMIARE LA BATTERIA.



**MESURE DE TEMPS INTERMEDIARES - MEASURING SPLIT TIMES - MESSUNG VON ZWISCHENZEITEN - MISURAZIONE DEI TEMPI INTERMEDIARI**



**SEULEMENT APRÈS CHANGEMENT DE LA PILE OU MAUVAISE MANIPULATION - AFTER BATTERY EXCHANGE OR MISHANDLING ONLY  
NUR NACH BATTERIEWECHSEL ODER UNKORREKTER HANDHABUNG - SOLAMENTE DOPO CAMBIO DELLA PILA O UTILIZZAZIONE ERRATA**

**INITIALISATION CHRONOGAPHE, MINUTE ET SECONDE CHRONOGAPHE**

**TO RESET CHRONOGRAPH, MINUTE AND SECOND CHRONOGRAPH**

**INITIALISIEREN DES CHRONOGRAPH, MINUTEN UND SEKUNDEN, CHRONOGRAPH**

**INIZIALIZIONE DEI CRONOGRIFO, MINUTI SECONDI CRONOGRIFO**

